2020 10
10 2020 12 31 82,475,670
82,475,670
33.78% 467,633,441.93 17.64%

□ √

√ □

□

		OPT Vision Limited
		VST OPT
		OPT Machine Vision GmbH
CATL		300750.SZ
ATL		
/		/

			lm
			lx lm/
			720p 1280*720= 921600 100
			Robustness

2D

	OPT Machine Vision Tech Co., Ltd.
	OPT

		1012 16-26

	2020	2019	(%)	2018
	642,427,321.77	524,618,602.58	22.46	422,130,978.89
	244,165,540.43	206,446,901.47	18.27	136,809,777.63
	231,039,059.11	205,753,583.54	12.29	137,572,144.84
	95,782,921.14	157,758,691.17	-39.29	83,184,456.07
	2020	2019	%	2018
	2,292,056,076.60	563,535,766.53	306.73	357,455,320.87
	2,428,305,472.71	645,834,585.22	275.99	434,505,404.25

( )

	2020	2019	(%)	2018
	3.9473	3.4408	14.72	2.28
	3.9473	3.4408	14.72	2.28
	3.7351	3.4408	8.55	2.28
%	37.43	49.13	11.70	47.53
%	35.42	48.96	13.54	47.79
%	11.90	11.09	0.81	11.82

√ □

1. 642,427,321.77 22.46%

2.

18.27% 12.29% 22.46%

3.	39.29%

	-	-	-	-2,014,000.00
	-	-	-	-
	-2,319,935.40	-	-121,516.34	134,632.71
	13,126,481.32	-	693,317.93	-762,367.21

√ □

	25,897,234.79	44,375,189.02	18,477,954.23	-
	220,131,000.00	232,500,000.00	12,369,000.00	4,753,511.44
	246,028,234.79	276,875,189.02	30,846,954.23	4,753,511.44

□ √

2006

Know-How

( )

1

2

3D

3

/

4

LED PCB(A)

5

1

2

3

“ ”

“ ”

1.

20 90

21

10 3C

3C

2025

2.

2006

3C

A

OPPO CATL ATL

Markets and Markets 2020 96

12% 2019 2019

9,454.70 1

16.5%

3.

1

2.

2020 96 5 37
8 176 21
136 52

	35	5	137	21
	51	37	195	136
	10	6	23	19
	19	8	64	52
	2	2	2	2
	117	58	421	230

3.

			%
	76,441,470.59	58,183,825.17	31.38
	76,441,470.59	58,183,825.17	31.38
%	11.90	11.09	0.81
%	0	0	0
	642,427,321.77	524,618,602.58	22.46

√ □

2020 549 2019 64.37%

□ √

4.

√ □

1		300.00	200.08	344.19		1.		
2		300.00	165.25	366.86		1. CE FCC UL and RoHS 2. PoE 3. 4. 5.		
3		300.00	72.72	300.01		1. 2. 3. 4. 5. 6. 7.		3C
4		300.00	299.93	299.93		1.		

						2. 3.		
5		400.00	196.73	196.73		1. 2. / 3. ±1% 40KHz 4. 6-20A DC24V		
6		300.00	44.63	44.63		1.Q2 Intel Corei 32GB 4 POE 2 4 DI 4 DO RS232 2. Intel X550 PCIe gen2.0 ×4 , 2 802.3at PoE		
7		300.00	187.79	187.79		1. 2. 3.		
8		300.00	164.70	164.70		1. 2. 3. DPM DI/DO		3C

9		600.00	305.90	305.90		1. 3D 2. 3. 4		
10		350.00	171.69	171.69		1.		
11		350.00	188.80	188.80		1. 2. 3.		3D 3C/ /

12		600.00	319.22	319.22		1. x86 Linux ARM Linux		
13		500.00	205.15	205.15		1. GigE Vision PoE ISP		
14		300.00	85.23	85.23		1. 70% 2.		
15		300.00	238.40	238.40		1. 2.		
16		300.00	314.48	314.48		1. CE, FCC, UL and RoHS 2. PoE 3. ISP		
	/	5,800.00	3,160.71	3,733.72	/	/	/	/

: 3C 21,113,808.89
10,584,518.66 13,136,024.59 76,441,470.59

5.

: :

	549	334
%	41.15	38.61
	6,070.27	4,326.09
	13.75	13.52

	347	63.21
	191	34.79
/	11	2.00
	549	100.00
50	1	0.18
40-50	8	1.46
30-40	95	17.3
30	445	81.06
	549	100

6.

□ √

√ □

11,504,926.01 0.47%

√ □

1.

3

4,991.60 5,818.38 7644.15

11.82% 11.09% 11.90%

176

21 136 52

2019 “

” 2020 “ ” “ ” “
”

2.

2020 12 31 549
41.15%

3.

□ √

1 2020

2020 64,242.73 22.46%

24,416.55 18.27%

2020 242,830.55 275.99%

229,205.61 306.73% 37.05

294.57%

2 2020

2020 2020

1 2020 22.46%

9,247.72 18.76% 4.0

2 3C

3 Å! iB ! ìÑ •2 4ö?ùEŸ & éM ˆ(é^•2„ # jM , ;9,24 S •‡ OÍ S(A’ñ V`

2020 7,644.88 0.81% 215

64.37%

a

3D SciVision3.0

SciSmart3.0

b 3D

10

c SciVision3.0

d

e 2020 5 37 8

□ √

□ √

2.

3.

√ □

1.

2.

2018 -2020 71.29% 73.59% 73.94%

3C 3C

70% 3C

3C

3C

4.0

2019

6.

2020 33,780.87 13.91%

7.

2018-2020 6,555.24 5,380.90 7,176.75
15.09% 8.33% 2.96%

√ □

3C

√ □

LED

□ √

□ √

64,242.73 2019 22.46%
16,742.73 20.85%
2020 73.94%
0.35% 2020 2019 32.61%
2020 2019 49.96%
2020 549 2019
64.37%

( )

1.

: :

			%

2.

√ □

64,234.08 2019 22.46%

4.0

16,742.73 20.85% 2020

73.94% 0.35%

(1).

: :

			%	%	%	%
	642,340,763.36	167,427,256.58	73.94	22.46	20.85	0.35
			%	%	%	%
	585,347,161.24	151,840,343.00	74.06	18.76	22.19	0.73
	56,993,602.12	15,586,913.58	72.65	79.91	9.26	17.68
	642,340,763.36	167,427,256.58	73.94	22.46	20.85	0.35
			%	%	%	%
	605,304,198.25	155,560,302.70	74.30	65.91	34.33	6.04
	37,036,565.11	11,866,953.88	67.96	-76.81	-47.8	17.81
	642,340,763.36	167,427,256.58	73.94	22.46	20.85	0.35

2020

(2).

√ □

					%	%	%
		147,029	134,759	12,043	99.51%	33.96%	-28.96%
		49,649	43,198	7,075	106.26%	35.83%	49.14%
		1,145					

2020

(4).

A.

26,556.91 41.34%

0 0 %

√ □

			%
1		10,664.11	16.60
2		7,225.39	11.25
3		3,014.63	4.69
4		2,939.16	4.58
5		2,713.62	4.22
	/	26,556.91	41.34

2020 5

B.

5,645.59 33.31%

0 0%

√ □

			%
1		1,509.39	8.91
2		1,330.11	7.85
3		1,118.76	6.60
4		982.00	5.79
5		705.33	4.16
		5,645.59	33.31

2019

3.

√ □

	2020	2019	
	89,021,831.78	67,128,618.43	32.61%
	27,466,018.21	18,315,655.50	49.96%
	76,441,470.59	58,183,825.17	31.38%

	-2,012,249.41	-7,298,806.97	-72.43%

1

2

3

4

4.

√ □

	2020	2019	
	95,782,921.14	157,758,691.17	-39.29%
	43,564,201.51	-230,686,750.55	81.12%
	1,489,724,785.12	-10,259,545.23	14620.38%

1

39.29%

2 -4,356.42

18,712.25

	44,375,189.02	1.83	25,897,234.79	4.01	71.35	
	1,432,268.41	0.06	680,763.13	0.11	110.39	
	5,430,217.29	0.22	2,690,797.86	0.42	101.81	
	71,767,529.83	2.96	53,809,000.59	8.33	33.37	
	5,919,548.22	0.24	1,335,211.72	0.21	343.34	
	11,824,227.10	0.49	13,153,919.83	2.04	-10.11	



				-		
	28,402,435.18	1.17	20,193,096.73	3.13	40.65	
	39,292,221.80	1.62	28,773,826.40	4.46	36.56	
	14,374,874.67	0.59	938,173.36	0.15	1,432.22	
	1,822,955.68	0.08	-	-		
	652,426.67	0.03	671,246.67	0.10	-2.80	

2020 12 31

2.

□ √

3.

□ √

( )

√ □

“ ” “

”

( )

1

□ √

(1)

□ √

(2)

□ √

(3)

√ □

2.325

( )

□ √

( )

√ □

		%				
		100	3.68	-62.21	11.32	-12.48
		100	3,378.16	952.65	4,189.55	-430.15
		100	2,876.05	2,692.21	0	-98.43
		100	2,173.90	812.16	1,206.83	-36.17
		100	0	0	0	0
		100	99.99	-0.01	0	-0.01

( )

□ √

( )

√ □

200

300 70

20%

2018 80.7
2020 126.1 25.0%

( )
√ □

1. 3D

2.
SCI
3D
3. 3C

( )
√ □
1.

2.
11%
2021
3D

3.
SCI
3D
4.
2021
; 3C

5.

6.

( )

□ √

□ √

√ □

1

3

2 2020 2020

244,165,540.43

10 10 2020

12 31 82,475,670 82,475,670

33.78%

467,633,441.93 17.64%

2

	10	10 ( )	10			(%)
2020	0	10.00	0	82,475,670.00	244,165,540.43	33.78
	0	8.08	0	50,000,000.00	206,446,901.47	24.22
	0	16.67	0	100,000,000.00	206,446,901.47	48.44
2018	0	3.33	0	20,000,000.00	136,809,777.63	14.62

:

2019 6,185.5670 5000

6000 1

□ √

□ √

√ □

			1	2020 4 18 36				
			2	2020 4 18 36				
			3	2020 4 18 36				
			4	2020 4 18 36				
			5	2020 4 18 12				
			6	2020 4 18 12				
			7	 36				
			8	2020 4 18 36 6				
			9	2020 4 18				
			10	2020 4 18				

			11	2020 4 18				
			12	2020 4 18				
			13	2020 4 18				
			14	2020 4 18				
			15	2020 4 18				
			16	2020 4 18				
			17	2020 4 18				

1 **:**

36

6 20

6

6

6 25%

4

25%

2 **5%**

36

6 20

6

6

12

36

(2)

12

36

5

12

6 20

6 6

6 25%

6

7

36

6 20

6 6

6

25%

8

36 6

4

25%

20

6 5

1

2

10

3

3

10%

50%

4 5

1

2

10

3

3

20%

(2)

(3)

12

(1)

(2)

13

(1)

1

2 20

3

(2)

1

2 20

3

(3)

1

2 20

3

14

(1)

2017 1 1

(2) **5%**

2017 1 1 "

(3) 5%

2017 1 1

15

(1)

/

/

5%

(2) 5%

/

/

5%

(3) 5%

/

/

/

5%

16

1

8

/ 3

□ □ √

□ √

□ √

“ ”

□ √

√ □

2017 7 5 14 2017 22

14 2020 1

1 44.

□ √

□ √

□ √

	1,700,000.00
	4

		/

√ □

2019
2020 2020

□ √

□ √

□ √

□ √

1

2019 2 21
12772466 11
2019 9 16 12772466 11
[2019] Y026041

[2020] 0000224048 12772466
2020 10 16

2

2019 3 29 12772466
2020 1 19 [2020] 0000019526
12772466 12772466
2020 7 29
2020 73 4750
2021 2 7
2020 6996
2020 12 28 12772466
1.60
0.00%

□ √

√ □

( )

□ √

( )

□ √

□ √

□ √

□ √

1

□ √

2

□ √

3

□ √

( )

1

□ √

2

□ √

3

□ √

4

□ √

1

□ √

2

□ √

3

□ √

1

□ √

2

□ √

3

□ √

□ √

( )

1

□ √

2

□ √

3

□ √

( )

□ √

( )

1.

(1)

√ □

		422,500,000.00	232,500,000.00	0

□ √

		6,000,000.00	2020-1-17	2020-5-26				3.31%		71,694.27				
		30,000,000.00	2020-1-17	2020-10-15				3.68%		833,807.62				
		10,000,000.00	2020-3-2	2020-3-4				2.85%		1,585.13				

		10,000,000.00	2020-9-3					3.45%	114,041.67					
		30,000,000.00	2020-9-22	2020-12-22				2.96%		224,383.56				
		10,000,000.00	2020-10-22	2021-2-1				2.80%	54,444.44					
		5,000,000.00	2020-11-17	2021-2-1				2.80%	17,111.11					
		20,000,000.00	2020-12-4	2021-2-24				2.85%	129,694.90					
		20,000,000.00	2020-12-7					3.57%	47,600.00					
		21,000,000.00	2020-12-19	T+1										

		30,000,000.00	2020-12-25	2021-4-13				3.60%	18,000.00					

□ √

(3)

□ √

2.

(1)

□ √

□ √

(2)

□ √

□ √

(3)

□ √

3.

□ √

( )

□ √

√ □

			1,535,969,003.72									
		%										
							= -	% = /				
		595,731,200.00							2022 10			
		306,597,800.00							2022 1			
		191,152,100.00							2022 10			
		124,830,800.00							2022 01			
		54,499,000.00							2022 10			
		150,000,000.00										
		113,158,103.72										
	-	1,535,969,003.72						-	-	-	-	-

d	

2020 12 31 907.01 , [2021] 17387-3

□ √

( )

□ √

( )

1.

√ □

2.

√ □

3.

√ □

4.

√ □

5.

√ □

( )

1.

1

	61,855,670	100.00	3,571,905	0	0	0	3,571,905	65,427,575	79.33
1	0	0.00	0	0	0	0	0	0	0.00
2	0	0.00	764,428	0	0	0	764,428	764,428	0.93
3	61,855,670	100.00	2,805,468	0	0	0	2,805,468	64,661,138	78.4
	6,775,670	10.95	2,805,468	0	0	0	2,805,468	9,581,138	11.62
	55,080,000	89.05	0	0	0	0	0	55,080,000	66.78
4	0	0.00	2,009	0	0	0	2,009	2,009	0.00
	0	0.00	2,009	0	0	0	2,009	2,009	0.00
	0	0.00	0	0	0	0	0	0	0.00
	0	0.00	17,048,095	0	0	0	17,048,095	17,048,095	20.67
1	0	0.00	17,048,095	0	0	0	17,048,095	17,048,095	20.67
2	0	0.00	0	0	0	0	0	0	0.00%
3	0	0.00	0	0	0	0	0	0	0.00%
4	0	0.00	0	0	0	0	0	0	0.00%
	61,855,670	100.00	20,620,000	0	0	0	20,620,000	82,475,670	100.00%

10 764,428 2,062,000

10 2020 12 31 764,000

428 10 1,265,000 797,000

2

√ □

[2020]3176 2,062 2020 12 31 6,185.567 2,062 8,247.567

3

√ □

2,062 20,620,000.00 1,515,349,003.72

	2020	2020
	3.95	3.95
	3.95	3.95
	37.05	12.22

2020

2020

4

□ √

√ □

:

√ □

[2020]3176 2,062 ,2020 12 31

( )

√ □

2,062.00

6,185.5670 8,247.5670 64,583.46

8,229.88 12.74% 242,830.55

13,624.94 5.61%

( )	9,658
( )	2,870

- - 10	2,062,000	2,062,000	2.50	797,000	1,265,000		0	
	0	1,687,113	2.05	1,687,113	0		0	
	764,428	764,428		428	764.000		0	
	0	480,000	0.58	480,000	0		0	
- - -	323,464	323,464	0.39	0	0		0	
	311,838	311,838	0.38	0	0		0	

	323,464		323,464
	311,838		311,838
	294,332		294,332
	269,866		269,866
	246,783		246,783
	244,389		244,389
	244,243		244,243

	228,629		228,629
	214,531		214,531
	213,167		213,167

√ □

1		24,570,000	2023-12-31	0	36
2		24,024,000	2023-12-31	0	36
3		6,006,000	2023-12-31	0	36
4		4,800,000	2023-12-31	0	36
5		1,687,113	2022-12-12	0	36
6	10	797,000	2021-12-31	0	12
7		480,000	2021-12-31	0	12
8		168,557	2022-12-12	0	36
9		120,000	2021-12-31	0	12

10		2,330	2021-06-30	0	6

□ √

□ √

□ √

√ □

- - 10	2,062,000	12
	764,428	24
	12 24	

1.

√ □

:

/	/			/
- - 10	2,062,000	2021-12-31	2,062,000	2,062,000

2.

√ □

:

		/			

					/
		764,428	2022-12-31	764,428	764,428

1

□ √

2

√ □

1

□ √

2

√ □

10		

3

□ √

4

□ √

5

√ □



6

□ √

□ √

□ √

□ √

□ √

□ √

□ √

√ □

	( )											
				41	2019-09-26	2022-09-26	24,570,000	24,570,000	0	-	70.00	
				38	2019-09-26	2022-09-26	24,024,000	24,024,000	0	-	78.00	
				45	2022-09-26	2022-09-26	6,006,000	6,006,000	0	-	70.00	[redacted]

				42	2021-01-15	2022-09-26	0	0	0	-	0	
				35	2019-09-26	2022-09-26	0	0	0	-	58.20	
				35	2019-09-26	2022-09-26	0	0	0	-	39.95	
				34	2019-09-26	2022-09-26	0	0	0	-	92.48	
				47	2019-09-26	2022-09-26	0	0	0	-	55.11	
				39	2009-07	-	0	0	0	-	52.41	
				38	2009-07	-	0	0	0	-	60.20	
	/	/	/	/	/	/	55,080,000	55,080,000	0	/	594.27	/

	2003 2005 2006 2013 2016 9 2016 9 2018 5 2018 5 2015 7 2016 2 2019 8 2017 12 2018 7 2019 7 2018 7
	2006 2008 7 2015 12 2016 9 2018 4 2018 5
	1997 7 2003 11 2003 12 2009 10 2009 11 2016 9 2019 7
	1998 9 2003 12 2004 1 2004 9 2004 10 2009 12 2010 1 2014 1 2018 8 2014 9 2014 12 2015 6 2019 3 2015 11 2018 10 2015 12 2017 6 2017 9 2019 3 2017 6 2017 7 2017 8 2018 6 2016 7 2016 7 2019 7 2018 6 2019 11 2018 10 2019 9 2018 11 2019 3

	2016 9
	1992 7 1998 6 1998 7 2002 8 2002 9 2007 9 2008 7 2010 2 2010 3 2012 8 2012 3 2013 4 2016 9
	2006 8 2008 8 2008 9 2014 2 2013 2015 1 2020 4 2016 9 2021 1 25
	1990 7 2000 8 2000 9 2008 12 2008 12 2019 7 2020 3
	1988 7 1990 7 , 1993 4 1998 10 , 1999 4 2002 4 , ;2002 6 2005 7 , 2008 7 2020 4 2019 7 2020 4
	2008 7 2016 9
	2021 1 15
	2021 1 15
	2013 1 2021 1 15

2004 8 @ 2004 10 2004 11 2005 3 2005 4 2006 11 R k

□ √

1.

□ √

2.

□ √

3.

□ √

			2018 11	2020 12
			2013 4	-
			2012 3	-

	182.61

√ □

			2020 3 Covid-19
			2020 4

□ √

	[redacted]	1,184
		150
		1,334
		-
	243	201
	496	290
	549	334
	12	9
	34	31
	1,334	[redacted]

	554	363
	469	

□ √

√ □

□ √

□ √

	2020-4-18	/	/
	2020-6-12	/	/
	2020-9-26	/	/
	2020-10-20	/	/

√ □

2020 12 31

		6	6	0	0	0		4
		6	6	0	0	0		4
		6	6	0	0	0		4
		6	6	0	0	0		4

		6	0	6	0	0		4
		6	0	6	0	0		4

□ √

√ □

7

2020 12 28

2020

□ √

□ √

√ □

“ ” 2020 12 31 2020

2020 12 31 2020

“

”

[ ]	
2020 1 1 1	1 2

2 2020 64,242.73	3 4 5 6 7
[ ]	
2020 12 35,674.83 1,893.96 5.31% 88.02%	1 2 3 4 5

	6

ذ p

5

6

.

○

2020 12 31

:

: :

		2020 12 31	2019 12 31
	1	1,625,665,557.36	94,385,792.80
		-	-
		-	-
	2	232,500,000.00	220,131,000.00
		-	-
	4	9,543,638.34	4,207,130.84
	5	337,808,678.04	179,665,513.69
	6	44,375,189.02	25,897,234.79
	7	1,432,268.41	680,763.13
		-	-
		-	-
		-	-
	8	5,430,217.29	2,690,797.86
		737,344.74	11,477.38
		-	-
		-	-
	9	71,767,529.83	53,809,000.59
	10	-	-
		-	-
		-	-
	13	5,919,548.22	1,335,211.72
		2,334,442,626.51	582,802,445.42
		-	-
		-	-
		-	-
		-	-
		-	-
	17	-	-
		-	-
		-	-
		-	-
	21	11,824,227.10	13,153,919.83
	22	8,380,645.07	-
		-	-
		-	-
		-	-
	26	66,747,153.20	44,334,644.19
		-	-
		-	-

		-	-
		-	-
		-	-
	55	1,702,198,525.43	186,849,521.71
			-
	57	-1,489,395.76	124,838.32
			-
	59	41,237,835.00	30,927,835.00
			-
	60	467,633,441.93	283,777,901.50
		2,292,056,076.60	563,535,766.53
			-
		2,292,056,076.60	563,535,766.53
		2,428,305,472.71	645,834,585.22

2020 12 31

:

: :

		2020 12 31	**2019 12 31**
		1,612,131,615.02	78,514,808.42
		232,500,000.00	220,131,000.00
		-	-
		9,543,638.34	4,207,130.84
	1	341,502,064.29	175,918,060.25
		44,375,189.02	25,897,234.79
		1,283,096.66	641,870.63
	2	10,994,746.77	5,911,753.19
		737,344.74	11,477.38
		-	-
		71,346,410.13	53,190,870.46
		-	-
		-	-
		-	-
		4,189,378.64	1,309,745.45
		2,327,866,138.87	565,722,474.03
		-	-
		-	-
		-	-
		-	-
	3	50,318,810.52	48,318,810.52

		-	-
		-	-
		-	-
		11,278,206.43	12,423,653.70
		7,552,078.24	-
		-	-
		-	-
		-	-
		27,040,707.66	3,541,966.59
		-	-
		-	-
		602,469.31	1,002,695.43
		5,646,071.87	3,907,636.78
		215,975.30	-
		102,654,319.33	69,194,763.02
		2,430,520,458.20	634,917,237.05
		4,004,216.67	2,700,000.00
		-	-
		-	-
		-	-
		43,383,682.80	26,790,244.25
		163,892.97	1,663,002.47
		4,063,890.05	-
		28,133,989.47	18,637,902.34
		39,274,549.60	24,810,204.37
		13,821,212.18	593,920.52
			3,262.50
		-	-
		-	-
		-	-
		-	-
		132,845,433.74	75,195,273.95
		-	-
		-	-
		-	-
		-	-
		-	-
		-	-
		-	-
		-	-
		-	-
		1,822,955.68	-
			-

		82,475,670.00	61,855,670.00
			-
			-
			-
		1,702,198,525.43	186,849,521.71
			-
			-
			-
		41,237,835.00	30,927,835.00
		469,940,038.35	280,088,936.39
		2,295,852,068.78	559,721,963.10
		2,430,520,458.20	634,917,237.05

2020 1—12

: :

		-	-
		-	-
“ ”		-	-
“ - ”		-	-
“ ”		-	-
“ - ”	71	-10,774,420.89	-3,298,871.68
“ - ”	72	-5,536,775.67	-3,509,797.96 28043,211(0,6,401(0,5.21 T
“ ”	73	1,194.69	-
	“ ”	280,880,958.15	

Ŵ k -

2		-1,614,234.08	67,525.41
1		-	-
2		-	-
3		-	-
4		-	-
5		-	-
6		-1,614,234.08	67,525.41
7		-	-
		-	-
		242,551,306.35	206,514,426.88
		242,551,306.35	206,514,426.88
		-	-
		-	-
(/)		3.9473	3.4408
(/)		3.9473	3.4408

0 ,

0

2020 1—12

: :

		2020	**2019**
	4	630,388,570.12	499,826,604.05
	4	163,562,256.14	137,587,443.42
		5,890,677.77	5,973,689.79
		80,514,940.97	57,254,089.98
		25,015,374.24	15,852,238.62
		73,296,620.98	54,115,167.12
		-1,624,600.95	-7,671,857.55
		-314,640.94	189,231.06
		1,682,020.29	3,260,453.92
		14,294,074.53	5,856,219.23
“ ”	5	4,753,511.44	610,543.13
		-	-
		-	-

“ - ”		-	-
“ ”		-	-
“ - ”		-10,371,412.14	-5,332,935.39
“ - ”		-5,536,775.67	-3,509,797.96
“ ”		1,194.69	
“ ”		286,873,893.82	234,339,861.68
		562,048.25	104,764.51
		91,374.13	166,328.46
“ ”		287,344,567.94	234,278,297.73
		37,183,465.98	33,588,186.88
“ ”		250,161,101.96	200,690,110.85
“ ”		250,161,101.96	200,690,110.85
“ ”		-	-
		-	-
		-	-
1.		-	-
2.		-	-
3.		-	-
4.		-	-
		-	-
1.		-	-
2.		-	-
3.		-	-
4.		-	-
5.		-	-
6.		-	-
7.		-	-
		250,161,101.96	200,690,110.85
(/)		-	-
(/)			

2020 1—12

		2020	2019
		464,959,545.71	464,063,708.37
			-
			-
			-
			-
			-
			-
		0	0
			-
			-
			-
		4,540,083.84	5,720,219.23
	78	29,129,046.97	5,849,271.96
		498,628,676.52	475,633,199.56
		124,044,073.15	80,452,872.36
			-
			-
			-
			-
			-
			-
		144,214,997.58	110,259,606.19
		89,475,201.81	66,279,540.88
	78	45,111,482.84	60,882,488.96
		402,845,755.38	317,874,508.39

		95,782,921.14	157,758,691.17
		410,131,000.00	68,600,000.00
		4,027,644.08	599,065.75
		7,800.00	1,580.00
			-
	78		-
		414,166,444.08	69,200,645.75
		35,230,645.59	10,956,396.30
		422,500,000.00	288,931,000.00
			-
			-
	78		-
		457,730,645.59	299,887,396.30
		-43,564,201.51	-230,686,750.55
		1,618,463,800.00	120,196,589.02
			-
		4,000,000.00	2,700,000.00
	78		-
		1,622,463,800.00	122,896,589.02
		2,700,000.00	12,945,116.85
		50,084,530.83	120,211,017.40
			-
	78	79,954,484.05	-
		132,739,014.88	133,156,134.25
		1,489,724,785.12	-10,259,545.23
		236,259.81	2,729,431.78
		1,542,179,764.56	-80,458,172.83
		83,485,792.80	163,943,965.63

		1,625,665,557.36	83,485,792.80

2020 1—12

: :

		2020	**2019**
		442,615,657.71	441,271,902.21
		4,495,980.21	5,720,219.23
		28,944,345.45	4,392,609.40
		476,055,983.37	451,384,730.84
		119,103,235.03	77,999,655.57
		135,099,175.39	100,842,229.45
		83,419,718.26	66,131,028.16
		39,205,617.55	51,747,284.89
		376,827,746.23	296,720,198.07
		99,228,237.14	154,664,532.77
		-	
		410,131,000.00	68,600,000.00
		4,027,644.08	599,065.75
		7,800.00	1,580.00
		-	-
		-	-
		414,166,444.08	69,200,645.75
		34,333,370.73	3,933,660.53
		424,500,000.00	296,431,000.00
		-	-
		-	-
		458,833,370.73	300,364,660.53
		-44,666,926.65	-231,164,014.78

		-	
		1,618,463,800.00	120,000,000.00
		4,000,000.00	2,700,000.00
		-	
		1,622,463,800.00	122,700,000.00
		2,700,000.00	12,945,116.85
		50,084,530.83	120,211,017.40
		79,954,484.05	
		132,739,014.88	133,156,134.25
		1,489,724,785.12	-10,456,134.25
		230,710.99	2,860,478.62
		1,544,516,806.60	-84,095,137.64
		67,614,808.42	151,709,946.06
		1,612,131,615.02	67,614,808.42

2020 1—12

: :

	2020															
	( )															
	61,855,670.00				186,849,521.71		124,838.32		30,927,835.00		283,777,901.50		563,535,766.53		563,535,766.53
													-		-
													-		-
													-		-
													-		-
	61,855,670.00				186,849,521.71		124,838.32		30,927,835.00		283,777,901.50		563,535,766.53		563,535,766.53
	20,620,000.00				1,515,349,003.72		-1,614,234.08		10,310,000.00		183,855,540.43		1,728,520,310.07		1,728,520,310.07
							-1,614,234.08				244,165,540.43		242,551,306.35		242,551,306.35
	20,620,000.00				1,515,349,003.72		-		-		-		1,535,969,003.72		1,535,969,003.72
1	20,620,000.00				1,597,843,800.00								1,618,463,800.00		1,618,463,800.00
2													-		-
3													-		-
4					-82,494,796.28								-82,494,796.28		-82,494,796.28
					-		-		10,310,000.00		-60,310,000.00		-50,000,000.00		-50,000,000.00
1									10,310,000.00		-10,310,000.00		-		-

	2020															
	( )															
2 3														-		-

	2019															
	( )															
	60,000,000.00				68,705,191.71		57,312.91		25,395,142.41		203,297,673.84		357,455,320.87		357,455,320.87
											-433,981.22		-433,981.22		-433,981.22
													-		-
													-		-
													-		-
	60,000,000.00	-	-	-	68,705,191.71	-	57,312.91	-	25,395,142.41	-	202,863,692.62	-	357,021,339.65	-	357,021,339.65

“ ”

	2019															
	( )															
1														-		-
2														-		-
3														-		-
4														-		-
5														-		-
6														-		-
	-	-	-	-	-	-	-	-	-	-	-	-	-	-	-	-
1														-		-
2														-		-
														-		-
	61,855,670.00	-	-	-	186,849,521.71	-	124,838.32	-	30,927,835.00	-	283,777,901.50	-	563,535,766.53	-	563,535,766.53	

2020 1—12

: :

	2020											
	( )											
	61,855,670.00	-	-	-	186,849,521.71	-	-	-	30,927,835.00	280,088,936.39	559,721,963.10	

	2020										
	( )										
											-
											-
											-
	61,855,670.00	-	-	-	186,849,521.71	-	-	-	30,927,835.00	280,088,936.39	559,721,963.10
“ ”	20,620,000.00	-	-	-	1,515,349,003.72	-	-	-	10,310,000.00	189,851,101.96	1,736,130,105.68
											-
	20,620,000.00	-	-	-	1,515,349,003.72	-	-	-	-	250,161,101.96	1,786,130,105.68
1	20,620,000.00				1,597,843,800.00					250,161,101.96	1,868,624,901.96
2											-
3											-
4					-82,494,796.28						-82,494,796.28
	-	-	-	-	-	-	-	-	10,310,000.00	-60,310,000.00	-50,000,000.00
1									10,310,000.00	-10,310,000.00	-
2										-50,000,000.00	-50,000,000.00
3											

	2020										
	( )										
4											
5											
6											
1											
2											
	82,475,670.00	-	-	-	1,702,198,525.43	-	-	-	41,237,835.00	469,940,038.35	2,295,852,068.78

	2019										
	( )										
	60,000,000.00				68,705,191.71				25,395,142.41	205,361,961.13	359,462,295.25



$’\.4ëöì..à• &ƒs

	2019

(
)

	2019										
	( )										
	61,855,670.00	-	-	-	186,849,521.71	-	-	-	30,927,835.00	280,088,936.39	559,721,963.10

1.

√ □

“ ” “ ”

2006 3 24

8

8,247.567

91441900786473896E

( )

(

)

“ 2020 3176 ”

2020 12 17,048,095.00 ,

65,427,575.00 2,826,428.00 82,475,670.00

2021 4 14

2006 3 24

2.

√ □

				%		(%)	
				100.00		100.00	
OPTVisionLimited	2•ÌØP			100.00		100.00	

					%		(%)	
C-CamTechnologies	2018.12.07					100.00	100.00	
OPT	2019.2.25				100.00		100.00	

1.

2.

√ □

12

√ □

1.

“ ”

15 ——— 2014

2018 453

2.

1 1 12 31

3.

√ □

12

4.

5.

√ □

1.

2.

1

2

1 “ ”

1

2

3

4

2 “ ”

3 “ ”

6.

√ □

7.

√ □

2 ——

8.

9.

√ □

1.

3.

1

2

3

1

2

( )

4.

5.

-

	%	%
1 1	5.00	5.00
1-2 2	10.00	10.00
2-3 3	50.00	50.00
3	100.00	100.00

6.

11.

√ □

14 ——

1.

2. 10.

12.

√ □

14 ——

1.

16.

(1).

√ □

(2).

√ □

3.

4. 10.

17.

√ □

18.

(1).

□ √

19.

(1).

□ √

20.

(1).

□ √

21.

√ □

1

2

22.

23.

(1).

√ □

(2).

√ □

		5-10	5	9.50-19.00
		5	5	19
		3-5	5	19.00-31.67

(3).

√ □

1 2

3

[75% 75%] 4

[90% 90%]

[90% 90%] 5

24.

√ □

25.

√ □

26.

□ √

27.

□ √

28.

□ √

29.

(1).

√ □

(2).

√ □

1

2 3

4

5

30.

√ □

1 2

3

4 5

6

7

31.

√ □

32.

(1).

√ □

33.

(1).

√ □

(2).

√ □

(1)

(3).

√ □

(4).

√ □

“

”

34.

□ √

35.

√ □

36.

√ □

(2).

□ √

39.

√ □

1.

2.

3.

1.

2.

40.

√ □

42.

(1).

√ □

(2).

√ □

(3).

□ √

43.

□ √

44.

(1).

√ □

		( )
14 ———		

14 ——— 2020 1 1

(2).

□ √

(3).

□ √

(4).

□ √

45.

□ √

1.

√ □

		3 6 8 13 19 21

		5
		15 16.5 20 25
		3
		2

√ □

	%
	15
	20
	20
	20
OPTVisionLimited	16.5
OPTMachineVisionGmbH	15
C-CamTechnologies	25
OPT	15
	20

2.

√ □

1. 2018 11 28

GR201844000942 2018 2020 15%

3. 2011 4

2011 100 17% 16% 13% 3%

3.

□ √

1

√ □

	24,345.50	4,416.70
	1,625,641,211.86	94,381,376.10
	-	-
	1,625,665,557.36	94,385,792.80
	11,504,926.01	15,260,497.52

2020 12 31 30,000,000.00 2023 4 7

2

√ □

	232,500,000.00	220,131,000.00
	232,500,000.00	220,131,000.00
	232,500,000.00	220,131,000.00

√ □

2020 12 31 232,500,000.00

3

□ √

4

(1).

	9,543,638.34	4,207,130.84
	9,543,638.34	4,207,130.84

(2).

□ √

(3).

□ √

(4).

□ √

(5).

√ □

		(%)		(%)			(%)		(%)	

	12,073,553.49	100	2,529,915.15	20.95	9,543,638.34	4,593,874.57	100	386,743.73	8.42	4,207,130.84
	12,073,553.49	100	2,529,915.15	20.95	9,543,638.34	4,593,874.57	100	386,743.73	8.42	4,207,130.84
	12,073,553.49		2,529,915.15		9,543,638.34	4,593,874.57	100	386,743.73		4,207,130.84

□ √

√ □

			%
1	2,348,804.00	117,440.20	5
1-2	6,124,749.49	612,474.95	10
2-3	3,600,000.00	1,800,000.00	50
	12,073,553.49	2,529,915.15	-

□ √

□ √

(6).

√ □

	386,743.73	2,143,171.42	-	-	2,529,915.15
	386,743.73	2,143,171.42	-	-	2,529,915.15

□ √

(7).

□ √

□ √

5

(1).

√ □

1	
1	
1	349,310,570.27
1 2	5,755,034.70
2 3	1,651,333.66
3	31,345.00
	356,748,283.63

(2).

√ □

		(%)		(%)			(%)		(%)	
	114,468.57	0.03	114,468.57	100	-	372,135.00	0.20	372,135.00	100	-

	356,633,815.06	99.97	18,825,137.02	5.28	337,808,678.04	190,080,812.55	99.80	10,415,298.86	5.48	179,665,513.69
	356,633,815.06	99.97	18,825,137.02	5.28	337,808,678.04	190,080,812.55	99.80	10,415,298.86	5.48	179,665,513.69
	356,748,283.63	100.00	18,939,605.59		337,808,678.04	190,452,947.55	100.00	10,787,433.86		179,665,513.69

√ □

			%	
	31,345.00	31,345.00	100	
	61,226.00	61,226.00	100	
	14,420.03	14,420.03	100	
	7,477.54	7,477.54	100	
	114,468.57	114,468.57	100	/

□ √

√ □

			%
1 1	349,310,570.27	17,465,528.50	5
1-2 2	5,755,034.70	575,503.47	10
2-3 3	1,568,210.09	784,105.05	50
	356,633,815.06	18,825,137.02	5.28

□ √

□ √

(3).

√ □

	10,787,433.86	8,492,507.73	-	340,336.00	-	18,939,605.59
	10,787,433.86	8,492,507.73	-	340,336.00	-	18,939,605.59

□ √

(4).

√ □

	340,336.00

√ □

		334,736.00			
		4,300.00			
		1,300.00			
	/	340,336.00	/	/	/

□ √

(5).

√ □

₦ □

	19,466,270.01	5.46	973,313.50
	14,229,729.55	3.99	711,486.48
	230,473,391.53	64.60	11,523,669.58

(6).

□ √

(7).

□ √

□ √

6

√ □

	44,375,189.02	25,897,234.79
	44,375,189.02	25,897,234.79

□ √

□ √

□ √

7

(1).

√ □

		(%)		(%)
1	1,419,175.13	99.09	680,763.13	100
1 2	13,093.28	0.91	-	-
	1,432,268.41	100.00	680,763.13	100

1

(2).

√ □

		115,000.00	8.03
		86,107.66	6.01
		81,000.00	5.66
		72,000.00	5.03

		65,000.00	4.54
		419,107.66	29.26

□ √

8

√ □

	737,344.74	11,477.38
	4,692,872.55	2,679,320.48
	5,430,217.29	2,690,797.86

□ √

(1).

√ □

	0	0

	0	0
	0	0
	737,344.74	11,477.38
	737,344.74	11,477.38

(2).

□ √

(3).

□ √

□ √

(4).

□ √

(5). **1**

□ √

(6).

□ √

□ √

1 .

□ √

2 . 1

□ √

3 .

□ √

(7).

√ □

1	
1	
1	4,448,317.82
1 2	464,147.32
2 3	98,476.00
3	66,785.00
	5,077,726.14

(8).

√ □

	2,013,642.47	1,510,664.74
	2,202,601.00	844,600.00
	550,908.49	375,182.41
	184,700.00	151,562.68
	123,768.18	-
	2,106.00	43,422.50
	5,077,726.14	2,925,432.33

(9).

□ √

□ √

(10).

√ □

(14).

□ √

(15).

□ √

□ √

9

(1).

√ □

		/			/	
	25,435,733.38	8,389,284.26	17,046,449.12	23,945,392.21	9,387,762.87	14,557,629.34

	33,064,445.96	-	33,064,445.96	18,306,859.54	-	18,306,859.54
	86,855,519.14	15,087,989.31	71,767,529.83	69,185,584.53	15,376,583.94	53,809,000.59

(2).

√ □

	9,387,762.87	2,684,862.65	-	3,683,341.26	-	8,389,284.26
	13,373.34	19,705.87	-	1,878.16	-	31,201.05
	5,943,707.34	2,816,276.04	-	2,131,753.81	-	6,628,229.57
	-	-	-	-	-	-
	-	-	-	-	-	-
	-	-	--	-	-	-
	31,740.39	15,931.11	-	8,397.07	-	39,274.43
	15,376,583.94	5,536,775.67	-	5,825,370.30	-	15,087,989.31

(3).

□ √

(4).

□ √

10

(1).

□ √

11

□ √

12

□ √

√

13

√ □

	4,208,458.74	1,335,211.72
	1,711,089.48	
	5,919,548.22	1,335,211.72

14

(1).

□ √

(2).

□ √

(3).

□ √

□ √

□ √

15

(1).

□ √

(2).

□ √

(3).

□ √

□ √

□ √

16

(1).

□ √

(2).

□ √

□ √

(3).

□ √

(4).

□ √

□ √

17

□ √

18

(1).

□ √

(2).

□ √

□ √

19

□ √

□ √

20

21

√ □

	11,780,082.50	13,153,919.83
	44,144.60	-
	11,824,227.10	13,153,919.83

□ √

(1).

√ □

1.		13,090,245.00	4,191,248.64	4,732,936.15	22,014,429.79
2.		386,371.71	120,938.05	1,107,372.09	1,614,681.85
1		386,371.71	120,938.05	1,107,372.09	1,614,681.85
2					
3					
3.		73,689.38	100,000.00	181,547.10	355,236.48
1		73,689.38	100,000.00	181,547.10	355,236.48
4.		13,402,927.33	4,212,186.69	5,658,761.14	23,273,875.16
1.		3,415,143.50	2,379,335.70	3,066,030.76	8,860,509.96
2.		1,345,681.57	666,559.06	912,619.81	2,924,860.44
1		1,345,681.57	666,559.06	912,619.81	2,924,860.44

3.		25,503.87	95,000.00	171,073.87	291,577.74
1		25,503.87	95,000.00	171,073.87	291,577.74
4.		4,735,321.20	2,950,894.76	3,807,576.70	11,493,792.66
1.					
2.					
1					
3.					
1					
4.					
1.		8,667,606.13	1,261,291.93	1,851,184.44	11,780,082.50
2.		9,675,101.50	1,811,912.94	1,666,905.39	13,153,919.83

(2).

□ √

(3).

□ √

(4).

□ √

(5).

□ √

□ √

√ □

OPT	44,144.60	-
	44,144.60	-

22

√ □

	8,380,645.07	-
	8,380,645.07	-

√ □

(1).

√ □

	7,552,078.24	-	7,552,078.24	-	-	-
	828,566.83	-	828,566.83	-	-	-
	8,380,645.07	-	8,380,645.07	-	-	-

(2).

√ □

							(%)				(%)	
	595,731,200.00	-	7,552,078.24	-	-	7,552,078.24	1.27	1.27	-	-	-	
	306,597,800.00	-	828,566.83	-	-	828,566.83	0.27	0.27	-	-	-	
	902,329,000.00		8,380,645.07	-	-	8,380,645.07	/	/	-	-	-	

0.00

(3).

□ √

□ √

(4).

□ √

23

(1).

□ √

(2).

□ √

□ √

24

□ √

25

□ √

26

(1).

√ □

1.	42,335,485.02	-	-	4,214,575.32	46,550,060.34
2.	23,329,500.00	-	-	875,539.14	24,205,039.14

(3)	-	-	-	-	-
3.	-	-	-	-	--
(1)	-	-	-	-	-
4.	65,664,985.02	-	-	5,090,114.46	70,755,099.48
1.	1,758,730.17	-	-	456,685.98	2,215,416.15
2.	1,331,716.73	-	-	460,813.40	1,792,530.13
1	1,331,716.73	-	-	460,813.40	1,792,530.13
3.	-	-	-	-	-
(1)	-	-	-	-	-
4.	3,090,446.90	-	-	917,499.38	4,007,946.28
1.	-	-	-	-	-
2.	-	-	-	-	-
1	-	-	-	-	-
3.	-	-	-	-	-
(1)	-	-	-	-	-
4.	-	-	-	-	-
1.	62,574,538.12	-	-	4,172,615.08	66,747,153.20
2.	40,576,754.85	-	-	3,757,889.34	44,334,644.19

0%

(2).

□ √

□ √

27

□ √

28

(1).

□ √

(2).

□ √

(3).

□ √

(4).

□ √

(5).

□ √

□ √

29

√ □

	813,660.90	-	311,109.37	-	502,551.53
	189,034.53	-	89,116.75	-	99,917.78
	456,383.51	-	116,523.48	-	339,860.03
	1,459,078.94	-	516,749.60	-	942,329.34

30 **/**

(1).

√ □

	35,817,616.52	5,372,642.48	26,760,278.34	4,024,320.29
	709,535.71	106,430.36	401,176.99	60,176.55

□ √

33

□ √

34

□ √

35

(1).

□ √

36

(1).

√ □

1 1	43,327,807.02	27,198,392.34
1-2 2	88,381.52	114,125.30
	43,416,188.54	27,312,517.64

(2). 1

√ □

	54,300.98	
	20,650.00	
	74,950.98	

□ √

37

(1).

√ □

1 1	220,186.85	1,709,957.89
	220,186.85	1,709,957.89

(2). 1

□ √

□ √

38

(1).

√ □

	4,063,890.05	
	4,063,890.05	

(2).

□ √

(2).

√ □

:

	20,193,096.73	127,263,290.76	119,053,952.31	28,402,435.18
	-	19,996,771.29	19,996,771.29	-
	-	2,690,287.11	2,690,287.11	-
	-	2,374,239.13	2,374,239.13	-
	-	4,668.19	4,668.19	-
	-	311,379.79	311,379.79	-
	-	2,133,705.00	2,133,705.00	-
	-	13,877.53	13,877.53	-
	20,193,096.73	152,097,931.69	143,888,593.24	28,402,435.18

(3).

√ □

1	-	412,177.29	412,177.29	-
2	-	16,282.58	16,282.58	-
	-	428,459.87	428,459.87	-

□ √

40

√ □

	14,536,749.25	3,445,031.12
	24,134,299.36	24,552,631.63
	476,676.22	374,620.69

	49,856.02	184,696.13
	25,000.13	-
	49,856.02	184,696.13
	19,784.80	32,150.70
	39,292,221.80	28,773,826.40

41

√ □

	-	3,262.50
	14,374,874.67	934,910.86
	14,374,874.67	938,173.36

1

□ √

(1).

√ □

		3,262.50
\		
	-	3,262.50

□ √

□ √

(2).

□ √

(1).

√ □

	76,031.40	85,311.85
	1,003,371.14	270,422.38
	11,801,886.80	-
	1,493,585.33	579,176.63
	14,374,874.67	934,910.86

(2). 1

□ √

□ % Æ Ő Ǐ ƀ

1

☑

45

(1).

□ √

□ √

46

(1).

□ √

(2).

□ √

(3).

□ √

(4).

□ √

□ √

□ √

□ √

47

□ √

48

□ √

□ √

(1).

□ √

(2).

□ √

49

□ √

50

□ √

51

√ □

		1,938,000.00	115,044.32	1,822,955.68	
		1,938,000.00	115,044.32	1,822,955.68	

√ □

							/
1	-	1,170,000.00	-	115,044.32	-	1,054,955.68	

2020							
2 2020 314	-	768,000.00	-	-	-	768,000.00	
	-	1,938,000.00	-	115,044.32	-	1,822,955.68	

‘

54

(1).

□ √

(2).

□ √

□ √

:

□ √

55

√ □

	184,835,521.71	1,515,349,003.72	-	1,700,184,525.43
	2,014,000.00	-	-	2,014,000.00
	186,849,521.71	1,515,349,003.72	-	1,702,198,525.43

2020 12 28 1,618,463,800.00
20,620,000.00 1,597,843,800.00
82,494,796.28

56

□ √

57

√ □

	124,838.32	-1,614,234.08	-	-	-	-1,614,234.08	-	-1,489,395.76
	-	-	-	-	-	-	-	-
	-	-	-	-	-	-	-	-
	-	-	-	-	-	-	-	-
	-	-	-	-	-	-	-	-
	-	-	-	-	-	-	-	-
	124,838.32	-1,614,234.08	-	-	-	-1,614,234.08	-	-1,489,395.76
	124,838.32	-1,614,234.08	-	-	-	-1,614,234.08	-	-1,489,395.76

58

□ √

59

√ □

	30,927,835.00	10,310,000.00	-	41,237,835.00
	30,927,835.00	10,310,000.00	-	41,237,835.00

10%

50%

60

√ □

	283,777,901.50	203,297,673.84

+

61

(1).

√ □

	642,340,763.36	167,427,256.58	524,548,050.12	138,538,795.45
	86,558.41	-	70,552.46	-
	642,427,321.77	167,427,256.58	524,618,602.58	138,538,795.45

(2).

□ √

□ √

(3).

□ √

(4).

□ √

62

√ □

	2,815,550.29	2,892,803.68
	2,815,550.26	2,892,803.71
	167,675.72	143,017.32
	258,976.20	193,577.80
	6,057,752.47	6,122,202.51

63

√ □

	63,590,807.16	43,821,036.94
	7,250,491.89	5,828,672.59
	6,116,739.31	4,941,958.83
	4,149,155.03	3,323,342.57
	3,996,504.18	3,115,355.06
	1,236,130.69	1,472,722.62
	959,576.53	2,965,391.64
	857,768.08	928,426.33
	210,924.71	174,828.10
	653,734.20	556,883.75
	89,021,831.78	67,128,618.43

64

√ □

	10,506,530.18	8,692,033.06
	6,160,885.99	2,534,843.62
	1,619,379.37	1,007,215.58
	2,017,100.79	1,759,378.15
	2,411,754.21	1,461,540.28
	1,705,263.46	597,802.72
	686,406.72	604,195.93
	552,323.71	318,490.60
	362,679.69	503,124.84
	1,443,694.09	837,030.72
	27,466,018.21	18,315,655.50

65

√ □

	60,702,687.92	43,260,860.60
	7,006,006.73	5,033,459.52
	3,406,895.63	5,601,091.85

	2,583,636.33	1,951,135.89
	1,028,934.90	950,495.31
	855,887.53	811,836.50
	364,263.19	94,217.48
	493,158.36	480,728.02
	76,441,470.59	58,183,825.17

66

√ □

	-314,640.94	189,231.06
	-1,684,778.19	-3,316,935.62
	534,636.90	169,046.69
	-547,467.18	-4,340,149.10
	-2,012,249.41	-7,298,806.97

88,747.50 252,154.00

151,234.44

67

√ □

	4,495,980.21	5,720,219.23
2019	4,006,200.00	-
	2,000,000.00	-
2019 “ ”	1,648,100.00	-
	1,500,000.00	-
	248,000.00	-

2018

2018

	-	-
	-	-
	-	-
	-	-
	-	-
	-	-
	-	-
	4,753,511.44	610,543.13
	4,753,511.44	610,543.13

69

□ √

70

□ √

71

√ □

	-10,774,420.89	-3,298,871.68
	-10,774,420.89	-3,298,871.68

72

√ □

	-5,536,775.67	-3,509,797.96
	-5,536,775.67	-3,509,797.96

73

√ □

	1,194.69	
	1,194.69	

74

√ □

	625,771.42	105,427.31	625,771.42
	625,771.42	105,427.31	625,771.42

507,471.32

□ √

□ √

75

√ □

	13,714.14	12,330.46	13,714.14
	13,714.14	12,330.46	13,714.14
	66,000.00	83,750.73	66,000.00
	3,398.90	-	3,398.90
	2,642.74	6,980.12	2,642.74
	16,685.87	75,384.86	16,685.87
	102,441.65	178,446.17	102,441.65

76

(1).

√ □

	38,925,586.84	37,092,587.99
	-1,686,839.35	-

	37,238,747.49	36,766,484.88

(2).

√ □

	281,404,287.92
/	42,210,643.19
	-162,106.16
	-
	-
	475,289.07
	-
	1,108,429.68
	-6,393,508.28
	37,238,747.49

□ √

77

√ □

78

(1).

√ □

	12,563,301.87	136,000.00
	1,684,778.19	3,316,935.62
	3,980,678.84	1,777,405.98
	10,900,288.07	618,930.36
	29,129,046.97	5,849,271.96

(2).

√ □

	36,073,175.46	44,029,858.38
	6,297,611.81	5,593,894.35
	367,096.76	169,039.44
	2,373,598.81	11,089,696.79
	45,111,482.84	60,882,488.96

(3).

□ √

(4).

□ √

(5).

□ √

(6).

√ □

	79,954,484.05	-
[redacted]	79,954,484.05	

“ ”	-1,194.69	12,330.46
“ ”	13,714.14	
“ ”		
“ ”	-151,762.33	-2,525,765.72
“ ”	-4,753,511.44	-610,543.13
“ ”	-1,668,019.35	-303,663.60
“ ”	-18,820.00	-18,820.00
“ ”	-17,669,934.61	7,808,280.26

	-	-
	-	-
	-	-
	-	-
	-	
	-	-
	1,625,665,557.36	83,485,792.80

□ √

80

“ ”

□ √

81

□ √

82

(1).

√ □

	-	-	
	2,173,276.79	6.5249	14,180,413.73
	596,075.77	8.0250	4,783,508.05
	340,935.92	0.8416	286,931.67
	4,795,790.00	0.0632	303,093.93
	118,277.00	8.8903	1,051,518.01
	746.17	1.6173	1,206.78
	-	-	
	1,080,907.34	6.5249	7,052,812.30
	143,520.58	8.0250	1,151,752.65
	5,643,404.00	0.0632	356,663.13
	7,339.95	8.8903	65,254.36
	-	-	

	-	-	

85

□ √

1

□ √

2

□ √

3

□ √

4

□ √

□ √

5

√ □

1

1 2020 9 28

1000

100% 2020

2 2020 9 28

500

100% 2020

2

2020 6 23

1

2109

6

□ √

(5).

□ √

□ √

2

□ √

3

□ √

4

□ √

5

□ √

6

□ √

√ □

1.

1 2020 12 31

	1,625,665,557.36			1,625,665,557.36
		232,500,000.00		232,500,000.00
	9,543,638.34			9,543,638.34

	337,808,678.04			337,808,678.04
			44,375,189.02	44,375,189.02

2 2019 12 31

	94,385,792.80			94,385,792.80
		220,131,000.00		220,131,000.00
	4,207,130.84			4,207,130.84
	179,665,513.69			179,665,513.69
			25,897,234.79	25,897,234.79

2.

1 2020 12 31

		4,000,000.00	4,000,000.00
		43,416,188.39	43,416,188.39

2 2019 12 31

		2,700,000.00	2,700,000.00

2020 64.60%

1

2

1

□ √

2

□ √

3

□ √

4

□ √

5

□ √

6

□ √

7

□ √

8

□ √

9

□ √

1

□ √

2

√ □

3

□ √

□ √

□ √

4

√ □

	5%
	5%
	5%
( )	5%

√ □

	45,000,000.00	2019-7-17	2020-7-16	

√ □

2019 2,700,000.00 2019 7 17 -2020 7 16 4.35% 45,000,000.00 2019 7 4 2024 7 4 3 HTC440770000ZGDB201900149 45,000,000.00 2019 7 4 2024 7 4 3 HTC440770000ZGDB201900150

(5).

□ √

(6).

□ √

(7).

√ □

	466.66	447.37

(8).

□ √

6

(1).

□ √

(2).

□ √

7

□ √

8

□ √

1

□ √

2

□ √

3

□ √

4

□ √

5

□ √

1

□ √

2

(1).

□ √

(2).

□ √

3

□ √

□ √

□ √

□ √

□ √

1

(1).

□ √

(2).

□ √

2

□ √

3

(1).

□ √

(2).

□ √

4

□ √

5

□ √

6

(1).

□ √

(2).

□ √

(3).

□ √

(4).

□ √

7

□ √

8

□ √

1

(1).

√ □

1	
1	
1	351,910,652.45
1 2	5,739,048.69
2 3	1,651,333.66
3	31,345.00
3 4	
4 5	
5	
	359,332,379.80

(2).

√ □

		(%)		(%)			(%)		
	24,868,380.65	6.89	114,468.57	0.46	24,753,912.08	10,207,677.41	5.49	372,135.00	3.65	9,835,542.41
	334,463,999.15	93.08	17,715,846.94	5.30	316,748,152.21	175,782,922.20	94.51	9,700,404.36	5.52	166,082,517.84

	334,463,999.15	100	17,715,846.94	5.30	316,748,152.21	175,782,922.20	94.51	9,700,404.36	5.52	166,082,517.84
	359,332,379.80	100	17,830,315.51		341,502,064.29	185,990,599.61	100	10,072,539.36		175,918,060.25

√ □

			%	
	10,904,986.97	-	-	
	11,592,393.23	-	-	
	2,256,531.88	-	-	
	31,345.00	31,345.00	100	
	61,226.00	61,226.00	100	
	14,420.03	14,420.03	100	
	7,477.54	7,477.54	100	
	24,868,380.65	114,468.57	0.46	-

□ √

√ □

			%
1 1	327,156,740.37	16,357,837.02	5
1-2 2	5,739,048.69	573,904.87	10
2-3 3	1,568,210.09	784,105.05	50
	334,463,999.15	17,715,846.94	-

□ √

□ √

(3).

√ □

	10,072,539.36	8,098,112.15		340,336.00		17,830,315.51
	10,072,539.36	8,098,112.15		340,336.00		17,830,315.51

□ √

(4).

√ □

	340,336.00

√ □

		334,736.00			
		4,300.00			
		1,300.00			
		340,336.00			

□ √

(5).

√ □

	97,947,140.65	27.26	4,897,357.03
	79,199,759.60	22.04	3,959,987.98
	19,630,491.72	5.46	981,524.59
	19,466,270.01	5.42	973,313.50
	14,229,729.55	3.96	711,486.48
	230,473,391.53	64.14	11,523,669.58

(6).

□ √

(7).

□ √

□ √

2

√ □

	737,344.74	11,477.38
	10,257,402.03	5,900,275.81
	10,994,746.77	5,911,753.19

(1).

√ □

	737,344.74	11,477.38
	737,344.74	11,477.38

(2).

□ √

(3).

□ √

□ √

(4).

□ √

(5). **1**

□ √

(6).

□ √

□ √

(1).

√ □

1	
1	
1	10,099,825.41
1 2	361,619.12
2 3	98,476.00
3	
3 4	56,535.00
4 5	10,250.00
5	
	10,626,705.53

(2).

√ □

	1,836,239.00	1,390,710.00
	2,202,601.00	844,600.00
	547,486.87	373,625.85
	184,700.00	177,757.75
	5,757,453.54	3,352,757.14
	96,119.12	-
	2,106.00	-
	10,626,705.53	6,139,450.74

(3).

□ √

□ √

(4).

√ □

	239,174.93	130,128.57	-	-	-	369,303.50
	239,174.93	130,128.57	-	-	-	369,303.50

□ √

(5).

□ √

(6).

√ □

				(%)	
		2,000,000.00	DOE	18.99	-

	50,318,810.52	-	50,318,810.52	-	-	48,318,810.52
	50,318,810.52	-	50,318,810.52	-	-	48,318,810.52

(1).

√ □

	2,000,000.00	-	-	2,000,000.00	-	-
OPTVisionLimited	4,318,810.52	-	-	4,318,810.52	-	-
	34,500,000.00	-	-	34,500,000.00	-	-
	7,500,000.00	2,000,000.00	-	9,500,000.00	-	-
	48,318,810.52	2,000,000.00	-	50,318,810.52	-	-

(2).

□ √

4

(1).

√ □

	630,302,011.71	163,562,256.14	499,756,051.59	137,587,443.42
	86,558.41	-	70,552.46	-
	630,388,570.12	163,562,256.14	499,826,604.05	137,587,443.42

(2).

□ √

(3).

□ √

(4).

□ √

5

√ □

	-	-
	-	-
	-	-
	-	-
	-	-
	-	-
	-	-
	-	-
	4,753,511.44	-
	-	-
	-	-
	-	-
	-	-
	-	-
	537,043.91	-
	-	-
	-2,319,935.40	-
	-	-
	13,126,481.32	-

1 ——

1 ——

□ √

2

√ □

	%		

	37.43	3.9473	3.9473
	35.42	3.7351	3.7351

3

□ √

4

□ √

2021 4 14

□ √